


Female Style M Press-Fit



Series 8484



Contact Design and Termination Length	Number of Cavities for Signal Contacts	Number of Cavities for Special Contacts	Loading Description	Part Number Performance classes according to DIN 41612	
				II	I
5.3 mm (Y) Straight		6 (3 x 2)	a + b + c fully loaded	20 8484 006 001 025	20 8484 006 001 049
		24 (3 x 8)	a + b + c fully loaded	20 8484 024 001 025	20 8484 024 001 049
		42 (3 x 14)	a + b + c fully loaded	20 8484 042 001 025	20 8484 042 001 049
		60 (3 x 20)	a + b + c fully loaded	20 8484 060 001 025	20 8484 060 001 049
		78 (3 x 28)	a + b + c fully loaded	20 8484 078 001 025	20 8484 078 001 049
9.3 mm (Y) Straight		6 (3 x 2)	a + b + c fully loaded	20 8484 006 002 025	20 8484 006 002 049
		24 (3 x 8)	a + b + c fully loaded	20 8484 024 002 025	20 8484 024 002 049
		42 (3 x 14)	a + b + c fully loaded	20 8484 042 002 025	20 8484 042 002 049
		60 (3 x 20)	a + b + c fully loaded	20 8484 060 002 025	20 8484 060 002 049
		78 (3 x 28)	a + b + c fully loaded	20 8484 078 002 025	20 8484 078 002 049
16.2 mm (Y) Straight		6 (3 x 2)	a + b + c fully loaded	20 8484 006 003 025	20 8484 006 003 049
		24 (3 x 8)	a + b + c fully loaded	20 8484 024 003 025	20 8484 024 003 049
		42 (3 x 14)	a + b + c fully loaded	20 8484 042 003 025	20 8484 042 003 049
		60 (3 x 20)	a + b + c fully loaded	20 8484 060 003 025	20 8484 060 003 049
		78 (3 x 28)	a + b + c fully loaded	20 8484 078 003 025	20 8484 078 003 049
23.2 mm (Y) Straight		6 (3 x 2)	a + b + c fully loaded	20 8484 006 004 025	20 8484 006 004 049
		24 (3 x 8)	a + b + c fully loaded	20 8484 024 004 025	20 8484 024 004 049
		42 (3 x 14)	a + b + c fully loaded	20 8484 042 004 025	20 8484 042 004 049
		60 (3 x 20)	a + b + c fully loaded	20 8484 060 004 025	20 8484 060 004 049
		78 (3 x 28)	a + b + c fully loaded	20 8484 078 004 025	20 8484 078 004 049
13.2 mm (Y) Straight		6 (3 x 2)	a + b + c fully loaded	20 8484 006 005 025	20 8484 006 005 049
		24 (3 x 8)	a + b + c fully loaded	20 8484 024 005 025	20 8484 024 005 049
		42 (3 x 14)	a + b + c fully loaded	20 8484 042 005 025	20 8484 042 005 049
		60 (3 x 20)	a + b + c fully loaded	20 8484 060 005 025	20 8484 060 005 049
		78 (3 x 28)	a + b + c fully loaded	20 8484 078 005 025	20 8484 078 005 049
18.2 mm (Y) Straight		6 (3 x 2)	a + b + c fully loaded	20 8484 006 008 025	20 8484 006 008 049
		24 (3 x 8)	a + b + c fully loaded	20 8484 024 008 025	20 8484 024 008 049
		42 (3 x 14)	a + b + c fully loaded	20 8484 042 008 025	20 8484 042 008 049
		60 (3 x 20)	a + b + c fully loaded	20 8484 060 008 025	20 8484 060 008 049
		78 (3 x 28)	a + b + c fully loaded	20 8484 078 008 025	20 8484 078 008 049
12.0 mm (Y) Straight		6 (3 x 2)	a + b + c fully loaded	20 8484 006 009 025	20 8484 006 009 049
		24 (3 x 8)	a + b + c fully loaded	20 8484 024 009 025	20 8484 024 009 049
		42 (3 x 14)	a + b + c fully loaded	20 8484 042 009 025	20 8484 042 009 049
		60 (3 x 20)	a + b + c fully loaded	20 8484 060 009 025	20 8484 060 009 049
		78 (3 x 28)	a + b + c fully loaded	20 8484 078 009 025	20 8484 078 009 049
20.3 mm (Y) Straight		6 (3 x 2)	a + b + c fully loaded	20 8484 006 010 025	20 8484 006 010 049
		24 (3 x 8)	a + b + c fully loaded	20 8484 024 010 025	20 8484 024 010 049
		42 (3 x 14)	a + b + c fully loaded	20 8484 042 010 025	20 8484 042 010 049
		60 (3 x 20)	a + b + c fully loaded	20 8484 060 010 025	20 8484 060 010 049
		78 (3 x 28)	a + b + c fully loaded	20 8484 078 010 025	20 8484 078 010 049
17.0 mm (Y) Straight		6 (3 x 2)	a + b + c fully loaded	20 8484 006 012 025	20 8484 006 012 049
		24 (3 x 8)	a + b + c fully loaded	20 8484 024 012 025	20 8484 024 012 049
		42 (3 x 14)	a + b + c fully loaded	20 8484 042 012 025	20 8484 042 012 049
		60 (3 x 20)	a + b + c fully loaded	20 8484 060 012 025	20 8484 060 012 049
		78 (3 x 28)	a + b + c fully loaded	20 8484 078 012 025	20 8484 078 012 049

NB: Additional Plating & Loading Variations: Please contact your local AVX sales office or distributor.

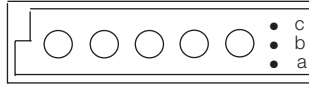
Installed using Flat Rock method (see page 66)

Female Style M Press-Fit

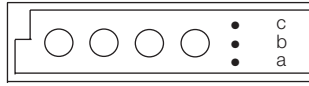
Series 8484



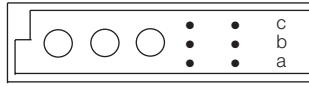
LOADING DESCRIPTION



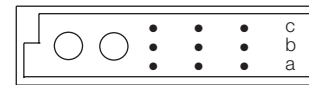
10 contacts, rows a + b + c fully loaded



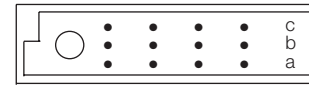
8 contacts, rows a + b + c fully loaded



6 contacts, rows a + b + c fully loaded

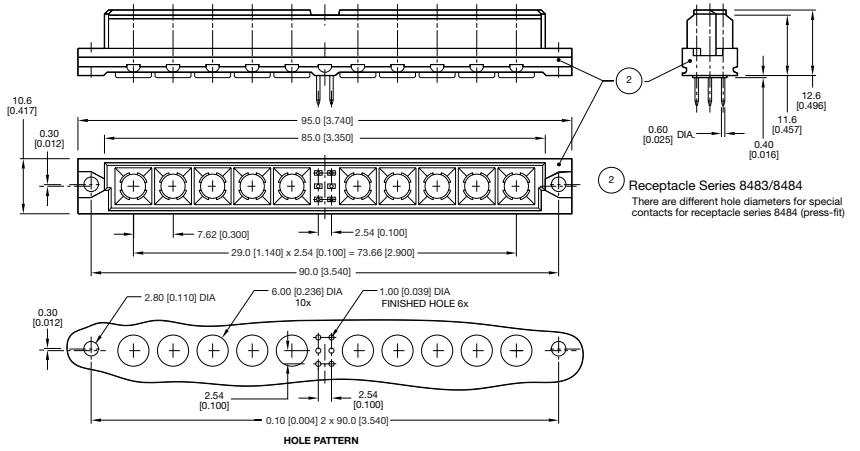


4 contacts, rows a + b + c fully loaded



2 contacts, rows a + b + c fully loaded

DIMENSIONS



CONTACT ARRANGEMENT

		variations receptacle (mating side)										max pin counts		
		31	28	25	22	19	17	16	14	11	8	5	2	
a	b	[Diagram showing contact arrangement for 31 pins]										78+ max 2 special contacts		
a	b	[Diagram showing contact arrangement for 28 pins]										60+ max 4 special contacts		
a	b	[Diagram showing contact arrangement for 25 pins]										42+ max 6 special contacts		
a	b	[Diagram showing contact arrangement for 22 pins]										24+ max 8 special contacts		
a	b	[Diagram showing contact arrangement for 19 pins]										6+ max 10 special contacts		